

Scaled data based on original data using
LM-79-08 Approved Method: Electrical and Photometric Measurements of Solid-
State Lighting Products

Test Report Prepared for
Cooper Lighting Solutions
(formerly Eaton)

Brand: McGRAW-EDISON

Report Number: P387186

Luminaire Tested: **GWC-SA2D-830-U-T4FT-HSS**

Issue Date: 3/3/2020

Test Information

Test Method: LM-79-08
Report Number: P387186
TEST IS SCALED FROM IESNA LM-79-08 TEST DATA (G2-1903-205-17)
Test Lab: INNOVATION CENTER
Issue Date: 3/3/2020
Manufacturer: COOPER LIGHTING SOLUTIONS (FORMERLY EATON)
Product Line: MCGRAW-EDISON
Catalog Number: GWC-SA2D-830-U-T4FT-HSS
Description: GALLEON WALL LUMINAIRE
(2) 80 CRI, 3000K, 1200mA LIGHTSQUARES WITH 16 LEDS EACH AND TYPE IV FORWARD THROW OPTICS WITH HOUSE SIDE SHIELD
Light Source: -
Ballast/Driver: ELECTRONIC DRIVER

Summary

Lumens per Lamp: N/A
Luminaire Lumens: 9138 lumens
Efficiency: N/A
Efficacy: 71.4 lumens/watt
Luminous Opening: Rectangular (W 1' x L: 0.5' x H: 0')
IES Classification: Type IV - Short
BUG Rating: B1 - U0 - G2

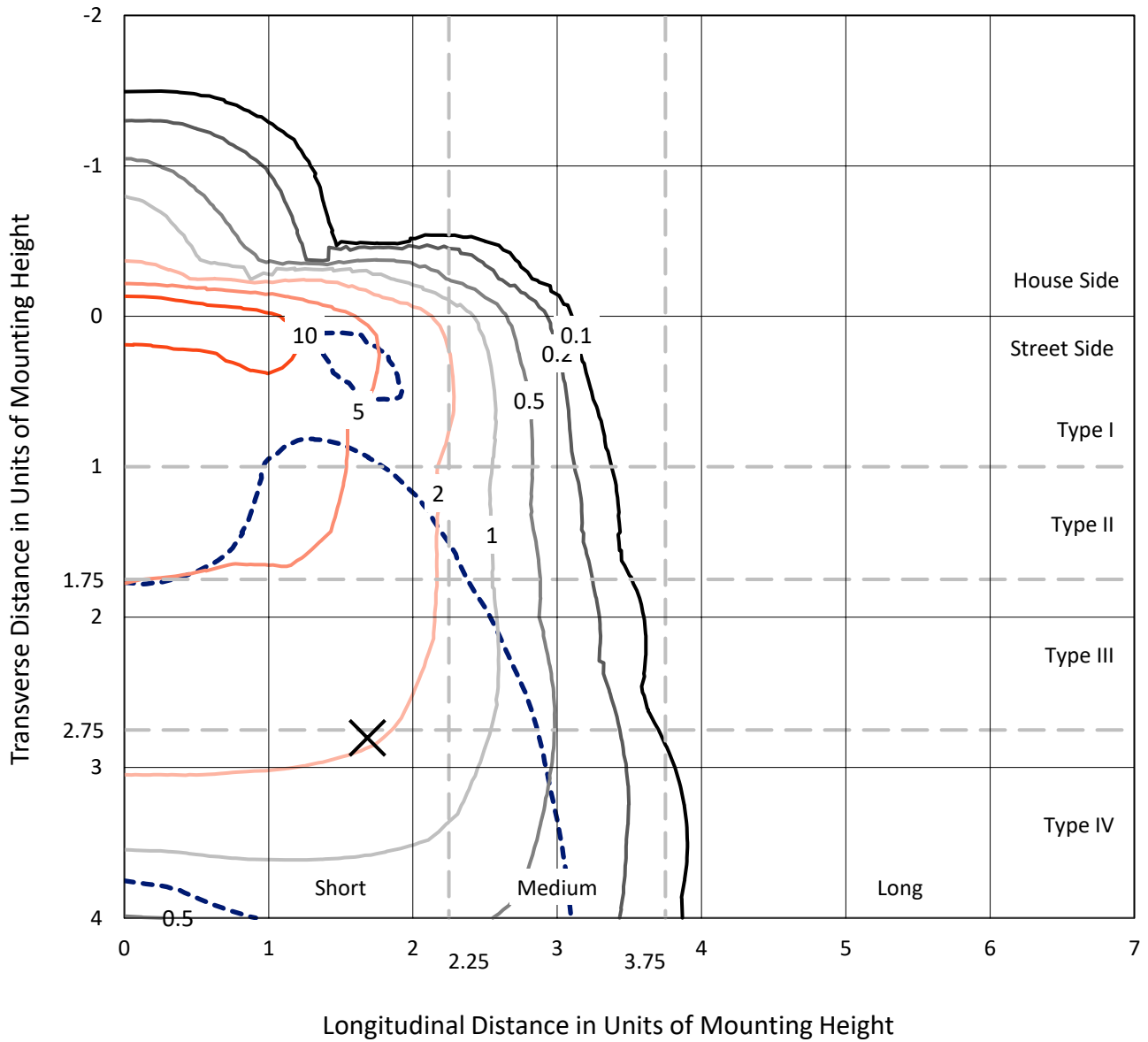
Input Watts (W): 128
Input Voltage (V): NR
Input Current (A_{in}): NR
Voltage Rise (V): NR
Power Factor: NR
Total Harmonic Distortion (THDi): NR
Frequency (hertz): 60
Stabilization Time: NR
Operation Time: NR
Ambient Temperature (°C): NR
Test Distance: 24 FT



REPORT NUMBER: P387186
 CATALOG NUMBER: GWC-SA2D-830-U-T4FT-HSS

Iso-Footcandle Lines of Horizontal Illumination

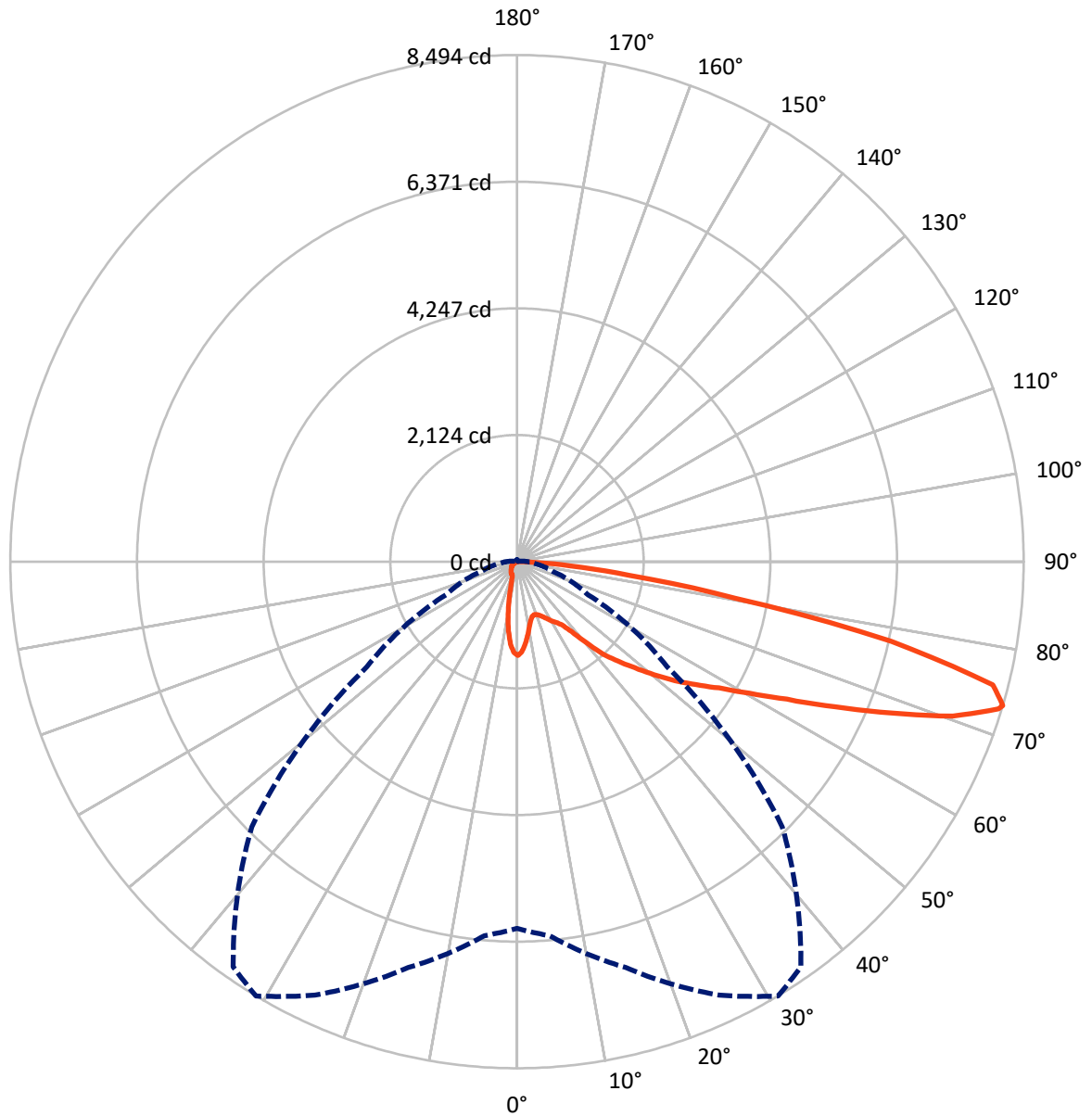
✕ Max cd
 - - - 1/2 Max cd



Based on 10 foot mounting height. Maximum calculated value = 15.7 fc
 Type IV - Short - N/A

REPORT NUMBER: P387186
CATALOG NUMBER: GWC-SA2D-830-U-T4FT-HSS

Luminous Intensity Polar Plot



— Vertical Plane Through 31-Deg Lateral - - - Horizontal Cone Through 73-Deg Vertical



REPORT NUMBER: P387186
 CATALOG NUMBER: GWC-SA2D-830-U-T4FT-HSS

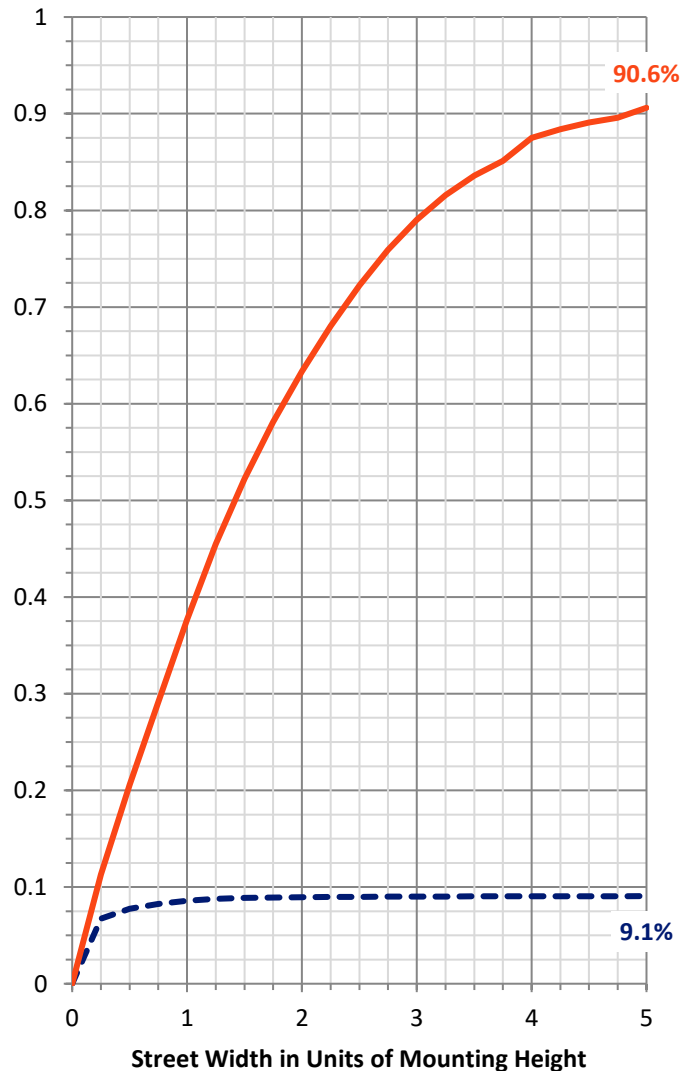
FLUX DISTRIBUTION:

		Downward	Upward	Total
House Side	Lumens	833.0	0.0	833.0
	% Fixture	9.1	0.0	9.1
Street Side	Lumens	8305.0	0.0	8305.0
	% Fixture	90.9	0.0	90.9
Total	Lumens	9138.0	0.0	9138.0
	% Fixture	100.0	0.0	100.0

Coefficient of Utilization

ZONAL LUMENS:

Zone	Lumens	% Fixture
0°-10°	130.4	1.4
10°-20°	283.0	3.1
20°-30°	424.1	4.6
30°-40°	674.7	7.4
40°-50°	1204.9	13.2
50°-60°	1869.6	20.5
60°-70°	2485.4	27.2
70°-80°	1869.5	20.5
80°-90°	196.4	2.1
90°-100°	0.0	0.0
100°-110°	0.0	0.0
110°-120°	0.0	0.0
120°-130°	0.0	0.0
130°-140°	0.0	0.0
140°-150°	0.0	0.0
150°-160°	0.0	0.0
160°-170°	0.0	0.0
170°-180°	0.0	0.0
0°-90°	9138.0	100.0
0°-180°	9138.0	100.0



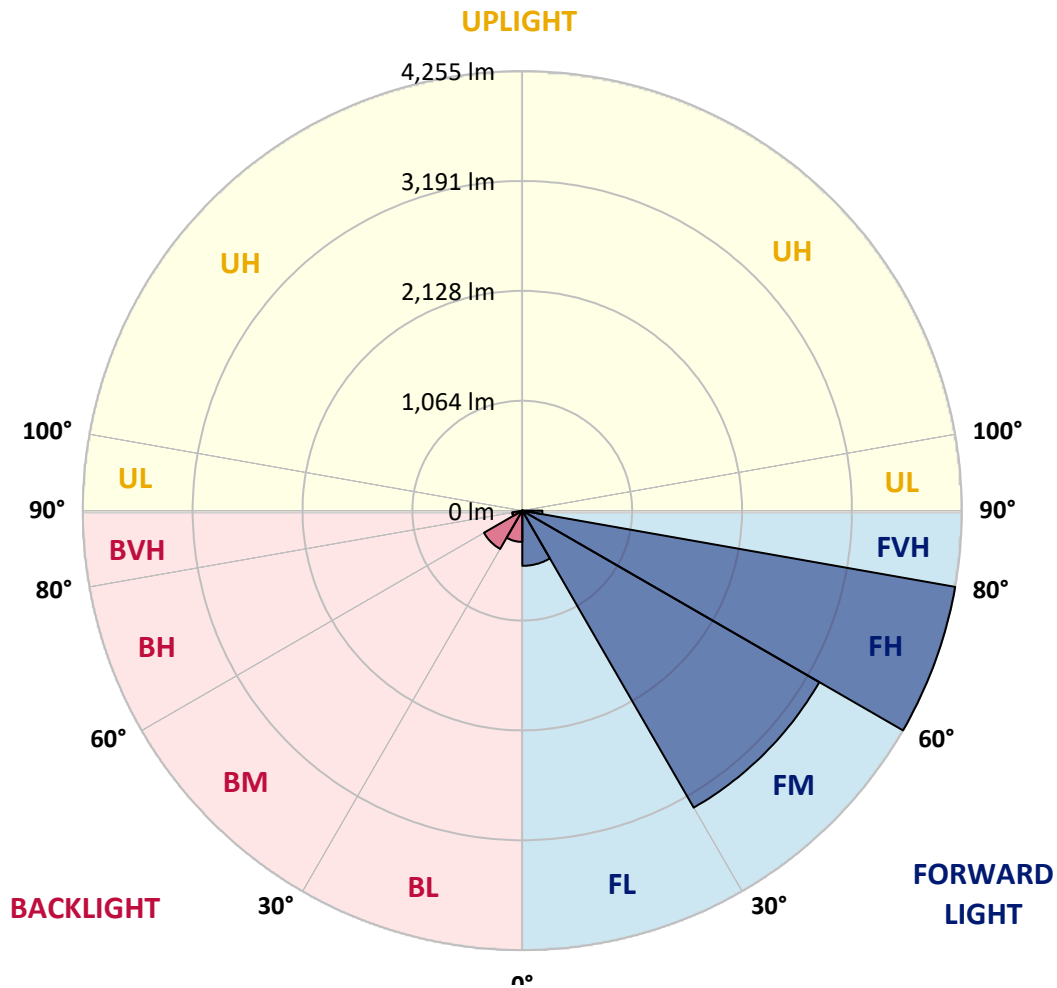
REPORT NUMBER: P387186

CATALOG NUMBER: GWC-SA2D-830-U-T4FT-HSS

LUMINAIRE CLASSIFICATION SYSTEM LUMEN TABLE AND BUG RATING:

Zone	Lumens	% Fixture	Zone Rating/Lumen Limit		
			B	U	G
FL (0°-30°)	534.6	5.9			
FM (30°-60°)	3320.4	36.3			
FH (60°-80°)	4255.2	46.6			G2/5000
FVH (80°-90°)	194.8	2.1			G2/225
BL (0°-30°)	302.9	3.3	B1/500		
BM (30°-60°)	428.8	4.7	B1/1000		
BH (60°-80°)	99.7	1.1	B0/110		G0/110
BVH (80°-90°)	1.7	0.0			G0/10
UL (90°-100°)	0.0	0.0		U0/0	
UH (100°-180°)	0.0	0.0		U0/0	

BUG Rating: B1-U0-G2
 Type IV Short





REPORT NUMBER: P387186

CATALOG NUMBER: GWC-SA2D-830-U-T4FT-HSS

CANDELA DISTRIBUTION (FULL):

	0°	5°	15°	25°	31°	35°	45°	55°	65°	75°	85°
0°	1572.2	1572.2	1572.2	1572.2	1572.2	1572.2	1572.2	1572.2	1572.2	1572.2	1572.2
2.5°	1489.9	1496.2	1502.9	1504.2	1515.4	1515.9	1532.0	1544.0	1556.1	1567.7	1571.8
5°	1337.0	1347.3	1359.4	1371.4	1395.1	1404.5	1443.9	1484.1	1522.6	1559.2	1577.1
7.5°	1173.8	1185.4	1202.4	1232.4	1258.8	1277.1	1339.2	1410.8	1482.3	1549.9	1588.8
10°	1024.9	1035.6	1053.5	1085.3	1125.9	1151.0	1234.6	1333.9	1439.0	1541.4	1606.2
12.5°	930.1	935.9	945.7	979.7	1016.4	1044.6	1142.9	1265.9	1403.2	1540.9	1634.4
15°	912.7	914.4	906.4	921.6	950.2	977.5	1077.2	1210.9	1375.9	1548.1	1671.0
17.5°	940.4	939.5	912.7	910.9	933.7	956.0	1045.0	1172.9	1356.7	1564.6	1718.4
20°	982.4	979.3	932.8	924.3	948.4	969.4	1042.8	1158.6	1349.5	1592.3	1776.1
22.5°	1038.3	1032.9	960.1	951.1	977.0	999.0	1070.5	1172.5	1355.8	1629.4	1843.2
25°	1107.6	1099.6	1007.0	997.2	1023.5	1045.5	1120.1	1212.2	1374.6	1674.6	1928.2
27.5°	1185.9	1174.2	1082.1	1056.6	1086.6	1109.4	1186.3	1273.1	1404.1	1722.5	2032.3
30°	1259.6	1244.4	1161.3	1119.2	1155.9	1181.4	1257.9	1345.5	1451.5	1796.2	2175.0
32.5°	1333.9	1316.9	1231.9	1181.8	1214.9	1242.7	1331.6	1445.2	1540.5	1908.9	2364.6
35°	1504.7	1486.8	1382.6	1299.9	1299.4	1315.1	1434.9	1581.6	1658.1	2065.9	2590.8
37.5°	1792.2	1781.9	1682.7	1525.7	1483.7	1466.2	1575.8	1744.4	1827.1	2281.9	2846.2
40°	2107.0	2098.1	1986.7	1844.5	1780.6	1737.7	1777.9	1971.1	2065.9	2545.7	3106.9
42.5°	2462.5	2420.0	2221.5	2179.0	2121.8	2089.1	2052.9	2250.6	2359.2	2832.8	3365.3
45°	2785.4	2713.8	2456.2	2391.9	2378.9	2386.9	2407.1	2626.2	2689.2	3173.9	3622.9
47.5°	2977.6	2921.3	2723.6	2661.9	2658.4	2711.6	2863.6	3050.5	3017.9	3471.3	3849.6
50°	3160.5	3109.5	2945.4	2960.6	2977.2	3049.6	3381.9	3486.9	3317.9	3740.9	4057.5
52.5°	3308.5	3230.7	3144.9	3230.3	3311.7	3428.4	3916.7	3878.7	3530.8	3955.6	4235.5
55°	3393.9	3358.6	3400.2	3486.1	3639.0	3828.6	4421.5	4204.6	3686.4	4151.4	4354.0
57.5°	3706.9	3637.6	3720.4	3794.6	3994.0	4259.2	4853.9	4447.4	3798.6	4272.6	4381.3
60°	4085.7	4029.8	4078.5	4202.0	4471.1	4782.8	5258.1	4645.5	3857.2	4350.4	4310.6
62.5°	4688.5	4614.7	4584.3	4722.4	5079.3	5419.6	5564.9	4782.8	3844.2	4316.0	4068.3
65°	5496.0	5419.6	5283.6	5408.8	5862.7	6102.8	5907.9	4811.9	3754.8	4037.4	3455.6
67.5°	6323.3	6267.8	6151.6	6362.6	6772.2	6849.6	6270.5	4741.2	3466.8	3273.7	2441.5
70°	6869.7	6846.0	6921.6	7388.4	7753.7	7731.4	6603.2	4361.6	2702.2	2013.1	1207.8
72.5°	6475.8	6589.3	7147.4	7993.9	8440.1	8257.7	6432.4	3349.2	1544.5	774.5	349.2
73°	6149.3	6294.7	7045.9	8016.7	8494.2	8294.4	6288.8	3074.2	1316.4	611.3	264.7
75°	4278.0	4456.4	5833.2	7466.2	8241.1	7902.6	5242.0	1881.6	609.9	271.0	106.9
77.5°	2077.1	2209.0	3211.9	5394.5	6409.1	6174.4	3263.4	701.1	275.5	169.5	49.2
80°	775.4	862.1	1394.2	2745.6	3703.8	3800.9	1435.4	265.2	183.3	136.4	25.0
82.5°	203.0	226.3	514.2	1224.3	1898.2	1986.7	452.5	133.7	134.1	112.2	15.2
85°	64.8	74.2	160.5	549.6	894.3	785.2	118.1	64.8	97.5	83.6	8.5
87.5°	8.0	10.3	51.0	129.2	197.2	109.6	18.3	19.2	41.6	46.5	4.9
90°	0.0	0.0	0.0	0.0	0.0	0.0	0.0	0.0	0.0	0.0	0.0



REPORT NUMBER: P387186

CATALOG NUMBER: GWC-SA2D-830-U-T4FT-HSS

CANDELA DISTRIBUTION (continued):

	90°	95°	105°	115°	125°	135°	145°	155°	165°	175°	180°
0°	1572.2	1572.2	1572.2	1572.2	1572.2	1572.2	1572.2	1572.2	1572.2	1572.2	1572.2
2.5°	1575.8	1573.6	1574.0	1562.4	1554.8	1539.6	1523.9	1516.8	1509.2	1506.0	1509.2
5°	1583.8	1579.8	1568.2	1532.4	1494.4	1445.2	1399.2	1364.3	1320.5	1308.4	1320.9
7.5°	1596.4	1588.3	1554.3	1481.4	1396.9	1303.0	1197.5	1120.6	1057.5	1016.8	1031.6
10°	1614.7	1599.5	1531.1	1407.2	1256.1	1089.7	939.9	823.2	740.5	706.5	705.2
12.5°	1645.5	1616.9	1502.5	1310.6	1083.9	862.1	665.8	539.3	472.2	428.8	427.9
15°	1679.5	1637.5	1466.2	1194.8	883.6	617.5	428.8	332.7	289.3	275.5	273.7
17.5°	1721.1	1661.2	1419.3	1052.2	673.9	409.2	279.9	252.2	250.4	249.1	249.1
20°	1773.4	1689.4	1358.9	889.0	478.0	273.2	237.9	239.7	240.6	238.8	239.2
22.5°	1834.2	1718.0	1286.9	713.7	323.3	228.5	227.6	229.8	230.7	229.8	230.3
25°	1904.9	1751.1	1199.3	529.9	233.4	216.9	219.1	222.2	224.5	224.5	224.5
27.5°	1992.5	1791.3	1093.8	369.8	201.7	204.8	211.1	216.9	220.0	220.9	220.9
30°	2106.6	1841.4	967.2	253.5	183.3	188.7	200.3	211.5	217.3	218.2	218.7
32.5°	2250.6	1897.7	820.5	187.4	167.7	171.7	184.2	203.0	214.2	216.0	216.0
35°	2415.6	1963.0	662.7	163.2	156.5	157.8	167.7	189.1	208.8	213.7	214.2
37.5°	2596.2	2027.4	503.9	152.5	147.1	147.1	154.3	172.6	195.9	211.1	212.8
40°	2764.8	2066.3	353.3	144.0	138.6	138.6	144.9	158.3	180.2	203.0	207.9
42.5°	2920.4	2079.7	245.9	135.9	130.6	131.9	137.3	148.0	164.6	187.4	191.8
45°	3080.5	2077.5	179.3	126.5	122.5	126.5	130.6	138.6	150.7	163.7	164.6
47.5°	3201.2	2058.7	142.2	117.6	114.9	120.3	123.9	129.2	135.9	135.0	135.0
50°	3314.3	2013.1	114.5	105.5	107.3	113.6	115.4	117.2	117.6	109.1	108.2
52.5°	3400.2	1942.0	91.7	92.6	99.7	106.0	104.2	101.5	97.0	86.7	85.0
55°	3428.8	1805.2	72.0	76.5	88.5	96.6	89.9	84.1	75.6	67.1	65.3
57.5°	3376.9	1628.6	58.6	59.5	74.7	81.4	73.8	67.1	57.7	50.5	49.2
60°	3266.9	1432.3	48.3	44.7	57.7	63.5	58.6	51.9	43.4	38.0	37.6
62.5°	3048.7	1223.0	39.8	34.9	43.8	48.7	45.6	40.7	33.5	30.0	29.5
65°	2589.9	978.4	32.2	28.2	34.0	38.0	35.3	31.7	26.4	23.7	23.3
67.5°	1807.9	661.3	26.4	23.3	26.8	30.0	27.7	25.9	21.0	20.6	21.0
70°	872.0	318.8	21.9	18.8	21.0	23.3	22.4	21.0	20.1	23.3	26.8
72.5°	250.0	106.9	17.4	15.7	17.0	18.3	19.2	18.8	21.9	28.2	32.6
73°	192.3	86.3	16.5	14.8	16.1	17.9	18.8	18.3	22.4	28.6	32.6
75°	82.3	41.6	12.5	12.1	13.4	15.7	16.5	16.5	22.4	29.1	31.3
77.5°	37.1	22.4	8.0	9.4	11.6	12.5	13.9	13.9	17.9	22.4	22.4
80°	21.0	12.1	6.3	7.2	8.5	8.5	8.5	7.6	8.0	8.9	9.8
82.5°	13.4	8.0	4.9	5.8	5.4	4.5	3.6	3.6	3.1	3.6	4.5
85°	7.6	4.5	4.5	3.6	2.2	1.8	2.2	1.8	0.4	0.0	0.4
87.5°	4.5	2.7	1.3	0.0	0.0	0.0	0.0	0.0	0.0	0.0	0.0
90°	0.0	0.0	0.0	0.0	0.0	0.0	0.0	0.0	0.0	0.0	0.0

Signify Classified - Internal
Cooper Lighting Solutions Photometric Lab
1121 Highway 74 South
Peachtree City, GA 30269

Scaled Data Report



Report Generated By 670245982

Signify Classified - Internal
Cooper Lighting Solutions Photometric Lab
1121 Highway 74 South
Peachtree City, GA 30269

Scaled Data Report



Signify Classified - Internal
Cooper Lighting Solutions Photometric Lab
1121 Highway 74 South
Peachtree City, GA 30269

Scaled Data Report



Signify Classified - Internal
Cooper Lighting Solutions Photometric Lab
1121 Highway 74 South
Peachtree City, GA 30269

Scaled Data Report





--- HS — SS

Signify Classified - Internal
Cooper Lighting Solutions Photometric Lab
1121 Highway 74 South
Peachtree City, GA 30269

Scaled Data Report



u

Signify Classified - Internal
Cooper Lighting Solutions Photometric Lab
1121 Highway 74 South
Peachtree City, GA 30269

Scaled Data Report



Signify Classified - Internal
Cooper Lighting Solutions Photometric Lab
1121 Highway 74 South
Peachtree City, GA 30269

Scaled Data Report



(END OF REPORT)